

Application form Cultural education Aruba, Curaçao and Sint Maarten Projects

Cultural education for the Dutch Caribbean Scheme 2025-2028

Chapter 3 - Aruba, Curaçao and Sint Maarten

Section 3 Projects

1. Information and basic terms and conditions

In this sub-section, we check whether you meet the terms and conditions for making an application under this scheme.

1.1 Your application		
Application number: <i>This number is linked to this application. Always use it in your contacts with the Fund.</i>		
Your application is for this organisation/freelance professional:		
Your application is for this scheme:	Cultural education for the Dutch Caribbean 2025-2028	Aruba, Curaçao and Sint Maarten Projects
What is the name of your project?		

1.2 Basic terms and conditions	
<p>Applications to the Fund are subject to several basic terms and conditions. You can find more information in the General Grant Scheme Regulations 2021, article 7 Grounds for Refusal. The answer to the question below determines whether you meet the basic terms and conditions.</p>	
Do you already receive a grant for (one of) the activities in your project: <ul style="list-style-type: none">• from the Cultural Participation Fund?• one of the other national cultural funds (Performing Arts Fund NL, Mondriaan Fund, Netherlands Film Fund, Dutch Foundation for Literature and Creative Industries Fund NL)?• under the Cultural Policy (Special-Purpose Funding) Scheme?• under the Heritage Act?	<input type="checkbox"/> Yes <input type="checkbox"/> No
You may continue completing this application form.	
If you have previously received a grant from the Cultural Participation Fund and you did not, or not entirely, meet the obligations attached to the grant, the Fund may reject this application. If you think this is the case, please provide more information here:	

2. Project details

In this sub-section, we ask what you are going to do and which effects you aim to achieve with your project.

2.1 This question is not applicable.

2.2 Project dates

What is the starting date of your project?

Projects with an application amount of up to and including €25,000 may start no earlier than 8 weeks after submitting the application.

Projects with an application amount of more than €25,000 may start no earlier than 13 weeks after submitting the application.

What is the end date of the project?

Your project may not last longer than 18 months.

2.3 Summary

Briefly summarise your project.

2.4 Information on your project

We use this information for monitoring and for sharing your project information on our website.

Which disciplines does the project involve?
You can select more than one option.

Which target groups will you reach with the project?
You can select more than one option.

Where will the project activities take place?
You can select more than one option.

2.5 Activity overview

Which activities will you carry out and how many participants will you reach with the project?

You can list a maximum of five different activities.

Number of activities	Type of activity	Brief explanation	Target group(s)	Number of participants

2.6 Effects

You will achieve certain effects via the project activities.

We ask you to describe three of these effects below.

For each chosen effect, please explain how you expect to achieve this.

Creative development

Developing the creative ability to identify new and/or unconventional but usable solutions to existing problems. This might include imagining, playing, dreaming, empathising, experimenting and reflecting. In doing so, pupils learn to persevere, to be bold, to fail, feel uncomfortable and celebrate successes. Remember also to consider the technical skills that pupils can use to express themselves and shape their creative efforts. This creative ability is best developed in a rich cultural learning environment in which young people are encouraged to come up with solutions themselves.

Describe how the activities from your project will contribute to this effect.

Questions that may help when describing this effect are:

- How does the school work with its pupils on developing creative ability?
- What do pupils learn during the cultural education project?

Connection

Increasing the ability of pupils to connect to the ideas, perspectives and backgrounds of others. To be able to make a connection, it is essential to open yourself up to different ways of thinking and acting. This is how you learn more about the world around you, enhance your understanding and learn to work together more effectively.

Describe how the activities from your project will contribute to this effect.

<p>Questions that may help when describing this effect are:</p> <ul style="list-style-type: none"> • Which topics do you want pupils to come into contact and connect with? • Why are these topics important in your opinion? • How will the cultural education project contribute to developing this connection and learning about different perspectives? 		
<p><i>Equal opportunities</i></p> <p>Any child and any young person, whatever their background, origins or place of residence, has equal opportunities for learning about and via culture and for discovering their own creative talents. This may be within cultural education subjects but also more broadly in (civic) education.</p> <p>Questions that may help when describing this effect are:</p> <ul style="list-style-type: none"> • Is there a focus on equal opportunities at the school with which you will be collaborating and, if so, how does the school do this? • How can cultural education contribute to improving equal opportunities for the pupils at the school with which you will be collaborating? 		

2.7 Schools

School	Brin number (if applicable)	Number of pupils participating in activities	Type of education (e.g. primary, special, secondary special, vocational education etc.)

3. Financial summary

In this sub-section, we ask you to summarise the budget.
You will find a **sample budget** on the grant scheme page of our website.

3.1 This question is not applicable.

3.2 Income

Make sure that this summary matches your own budget.
You will find a sample budget on the grant scheme page of our website.

How much are you asking the fund for?
The grant is at least €15,000 and no more than €50,000.

Other public income

Private funds

Other private income

Own income

Own resources

Total income

3.3 Costs

Make sure that this summary matches your own budget.
You will find a sample budget on the grant scheme page of our website.
NB: Your budget may not include a provision for contingencies.

HR costs

Implementation costs

Publicity costs

General operating expenses for the project

Capital investments

Total costs

3.4 Calculations

The percentages and amounts below are calculated automatically. Please check these are correct.

Percentage of application amount versus total project costs. This may be a maximum of 100% of the total project costs.

%

Percentage of capital investments

%

Balanced budget
To achieve a balanced budget, this amount must be €0.

3.5 Explanatory notes to the budget

Please provide more information on the budget below.

4. Codes

4.1 This question is not applicable.

4.2 Codes

As a Fund, we abide by several cultural codes. A condition of eligibility for a grant is that you endorse and apply the Diversity & Inclusion Code, Fair Practice Code and Governance Code for Culture. How you work with these is described in the scheme under which you are applying for a grant. [Click here for more information on the codes.](#)

Endorse the codes, apply them and, if necessary, explain where this is not yet possible.

Diversity & Inclusion Code:

- Describe the extent to which and how you apply the code;
- List the points for which this is not (yet) possible and describe the ambitions. *

Fair Practice Code:

- Describe the extent to which and how you apply the code;
- List the points for which this is not (yet) possible and describe the ambitions. *

Governance Code for Culture:

- Demonstrate that you are familiar with the principles from the code;
- Demonstrate that supervision, governance and implementation are segregated, in the sense that:
 - if there is a supervisory board model: a supervisory board containing at least three members;
 - if there is a governance model: a management board containing at least three members;
- Demonstrate that the members of the supervisory board or management board are not part of the budget;
- Describe the extent to which and how you apply the code;
- List the points for which this is not (yet) possible.

5. Uploads

In this sub-section, we ask you to upload a number of files. Use PDF files for this. You can add one PDF per box. If you wish to add several PDFs, please combine these into a single file.

5.1 This question is not applicable.

5.2 Project plan and scheduling

When submitting a grant application, it is mandatory to include a project plan. Use the format available on the grant scheme website for this.

Upload your project plan here.
Clicking on the button 'Save' at the bottom of the page will upload the file.

5.3 Budget

When submitting a grant application, it is mandatory to include a balanced budget. The budget must contain an overview of income and costs. It is mandatory to use the format on the grant scheme page of our website for this.

Upload your budget here.
Clicking on the button 'Save' at the bottom of the page will upload the file.

5.4 Bank statement

When submitting a grant application, it is mandatory to include a bank statement. This may be a scanned bank statement or a screenshot of the account statement if you use internet banking. The IBAN, name and date including the year must be clearly visible. The bank statement may not be more than one year old.
When there is no IBAN, the full account number, BIC and country code of the bank must be clearly legible.

Upload your bank statement here.
Clicking on the button 'Save' at the bottom of the page will upload the file.

5.5 Cooperation agreement

It is mandatory to include a cooperation agreement with the application. Use the format published on the website for this.

Upload your cooperation agreement here.
Clicking on the button 'Save' at the bottom of the page will upload the file.

6. Check organisation details and main point of contact

In this sub-section, we ask you to check the information and complete it where necessary.

6.1 This question is not applicable.

6.2 Organisation details

In this sub-section, we ask you to check the information and complete it.

	Below are the details as known to us.	You can add any missing or different details here.
Name of organisation as given in the articles of association		
Organisation commonly known as		
Legal form		
Telephone number		
Organisation E-mail address		
Organisation website		
Chamber of Commerce number <i>If the organisation is registered</i>		
Registered address of organisation at Chamber of Commerce		
Postcode of registered address		
Town/city of registered address		
Postal address <i>If this differs from the registered address</i>		
Postcode of postal address		
Town/city of postal address		
If your organisation's IBAN is not yet known to us, please complete the details here.		
Organisation IBAN <i>For applicants from the Dutch Caribbean: input the bank account number here</i>		
Account in the name of		
VAT number <i>If the organisation is subject to VAT</i>		

6.3 Details of main point of contact for the project

First name		
Prefix		
Surname		
E-mail address		
Telephone number		
Position		
The above point of contact for the project is also the person responsible for communications on the project.	<input type="checkbox"/> Yes <input type="checkbox"/> No	

--	--	--

6.4 Details of point of contact for communications on the project

First name		
Prefix		
Surname		
E-mail address		
Telephone number		

6.5 Responsibilities

Who is responsible for project content and/or holds artistic responsibility for the project?			
Full name		Position	
Who holds organisational responsibility for the project?			
Full name		Position	

7. Digital signature








7.1 Signature

You are applying for a grant on behalf of a legal entity. For this reason, the application must be signed digitally by the person who is authorised to do so according to the extract from the Chamber of Commerce register. Please make sure the information held by the Chamber of Commerce is up to date.

Organisation name			
Application number			
Name of authorised officer for the organisation making the application			
Position			
Date of signature			
Town/city of signature			
	Consent to sharing of information By participating in this grant scheme, you consent to us using information from the applications, supporting documentations and knowledge sharing for research purposes. We use the outcome of the research to promote cultural participation, future policy and knowledge sharing at a national level. In doing so, personal details may be shared if these are required for the research, such as name, E-mail address and telephone number. By signing this application, you consent to the Fund sharing this information for this purpose, for example with committee members, research agencies, the Knowledge Centre for Cultural Education and Amateur Art (LKCA) and other knowledge centres.		
Digital signature	<input type="checkbox"/> As the authorised officer of the organisation making the application, I hereby declare that the form has been completed truthfully and correctly. I also declare that I consent to the sharing of information.		

8. Check your application

If necessary, please adjust your application.

8.1 Checklist			
	Your project will start at least 8 weeks after the application is made and within 6 months of the grant being awarded.	<input type="checkbox"/> Yes <input type="checkbox"/> No	
	Your project will last at least 6 months and no more than 18 months.	<input type="checkbox"/> Yes <input type="checkbox"/> No	
	The application has been signed by an authorised officer of your organisation according to the extract from the Chamber of Commerce register.	<input type="checkbox"/> Yes <input type="checkbox"/> No	
	You have added a recent bank statement that includes the name, date and IBAN (or account number and BIC).	<input type="checkbox"/> Yes <input type="checkbox"/> No	
	You have a balanced budget that does not contain a provision for contingencies.	<input type="checkbox"/> Yes <input type="checkbox"/> No	
	The amount of your application is at least €15,000 and no more than €50,000.	<input type="checkbox"/> Yes <input type="checkbox"/> No	
	Have you answered all the above questions with 'yes'?	<input checked="" type="checkbox"/> Yes <input type="checkbox"/> No	Thank you for doing a final check! You can now submit the application on the next tab sheet.